

FEATURES

- Control device for **PWM** (pulse-width modulated) proportional solenoid valve control
- Designed for open-loop, closed-loop and **double-loop** (cascaded) control
- Suitable for the control of flow, pressure, temperature, force etc.
- Integrated display and LEDs
- Control parameters adjustable via software (DigiCom, USB interface)
- Auto-Adapt function/button for automatic adjustment of the CONTROL^D control device to the control valve

A special feature of the CONTROL^D is the "ASCO-DigiCom" software supplied for optimum adjustment over PC. Setpoint and feedback values can be viewed at the same time. Other functions are valve diagnostics, parameter setting and maintenance.

GENERAL

Ambient temperature -20 °C to +50 °C

CONSTRUCTION

Body PA (polyamide)
Degree of protection IP20
Electrical connection Pluggable terminal block (0,08 - 1,5 mm²)
Mounting DIN-EN 50022 rail

ELECTRICAL CHARACTERISTICS



Supply voltage (U_N) 24 V DC ±10 %, max. ripple 10 %
 or 12 V DC +15 % -5 %, max. ripple 10 %

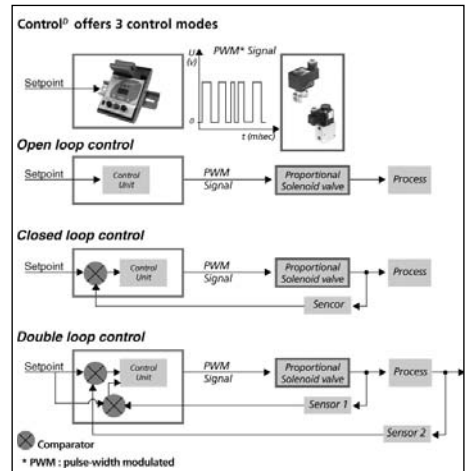
Max. current of proportional solenoid valve 2 A
Setpoint input 0 - 10 V DC, 0 - 20 mA, 4 - 20 mA
Sensor input 0 - 10 V DC, 0 - 20 mA, 4 - 20 mA
Feedback output 0 - 10 V, 0 / 4 - 20 mA
Ramp ON/OFF
 adjustable between 0,1 and 20 seconds
Adjustable switching frequency 20 to 2000 Hz

SPECIFICATIONS

description	catalogue number
CONTROL ^D control device - 12 V DC	60300117
CONTROL ^D control device - 24 V DC	60300118

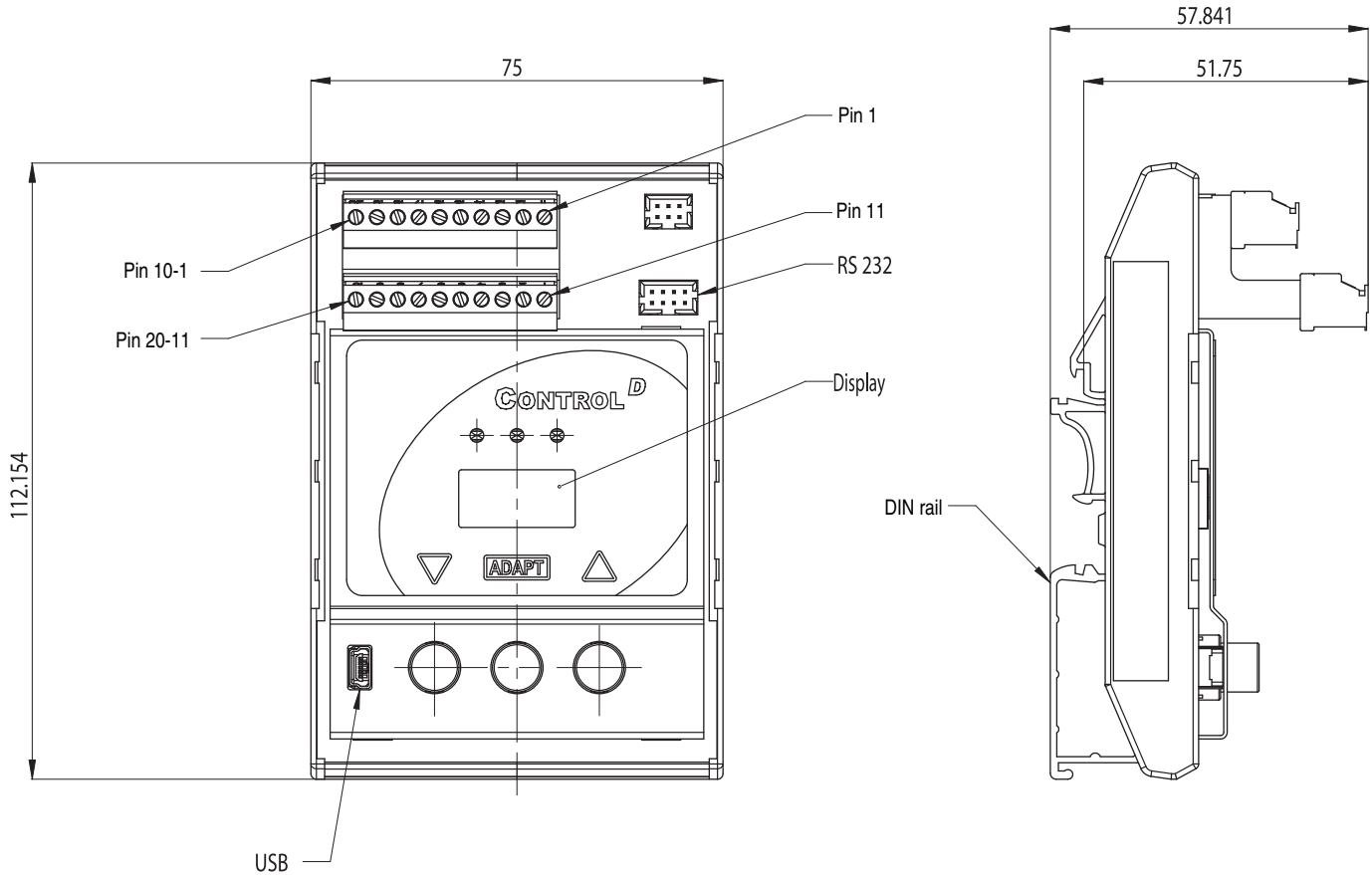
PROPORTIONAL VALVES SUITABLE FOR CONTROL APPLICATIONS

description	series	illustration	catalogue pages
3-port proportional valve for pressure control	602		see P300-7 in the "Pneumatic Components for Industrial Automation" catalogue
Posiflow proportional solenoid valves	202-203		See the "Solenoid and Pressure Operated Valves for Fluid Control" catalogue or the "Medical & Analytical" catalogue

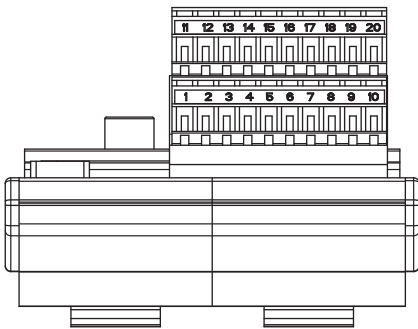


DIMENSIONS (mm), WEIGHT (kg)

weight: 0,153 kg



CONNECTOR PINNING



pin	description	pin	description
1	V DC IN/ + supply	11	Setpoint
2	GND IN/ ground	12	GND setpoint
3	Protective earth PE	13	Digital input
4	Frequency input	14	GND Digital input
5	Sensor supply voltage +	15	Valve / coil connection
6	Analog input 1	16	GND valve
7	GND sensor supply voltage	17	Digital output
8	Sensor supply voltage +	18	GND Digital output
9	Analog input 2	19	GND Analog output
10	GND sensor supply voltage	20	Analog output

ACCESSORIES

description	catalogue number
"ASCO-DigiCom" CONTROL ^D software on CD-ROM (supplied with the controller)	88100893
USB cable for CONTROL ^D to PC connection (to be ordered separately)	88100894